

THE BLOGGING TEACHER'S GUIDE TO

TWITTER AND WORDPRESS
INTEGRATION

www.bloggingteacher.com

TABLE OF CONTENTS

Why Integrate Twitter with your WordPress blog?	1
Examples of Twitter and WordPress Integration.....	2
How to Show Your Latest Tweets	5
How to Show Your Follower Count.....	12
How to Display a Retweet Button	15
How to Automatically Tweet Your Latest Posts	18
How to Let Commenters Add Their Twitter ID	21
How to Get Help if You're Still Stuck	24
Appendix A: Twitter Terminology	25

Copyright © 2010 Paul Cunningham

WHY INTEGRATE TWITTER WITH YOUR WORDPRESS BLOG?

Integrating Twitter and WordPress allows you to connect with your website's visitors in a more personal way, promote your content, and reach new readers around the world.

By integrating Twitter and WordPress you can:

- Display your latest Tweets on your blog
- Display your Twitter follower count on your blog as Social Proof
- Automatically Tweet your latest blog post to notify your Twitter followers
- Make it easy for your blog visitors to Tweet your blog posts to their own followers
- Encourage more interaction by allowing commenters to add their Twitter ID to their blog comments

About Social Proof

Social proof is the idea that most people assume that those around them possess more knowledge about a given situation than they themselves do.

When a visitor to your blog sees that you have hundreds of Twitter followers, they will assume that you must be interesting and will then follow you on Twitter as well. That is "social proof".

Social proof works both ways – it highlights the popularity of a blog using stats such as subscriber count or number of retweets for a post, but it can also highlight an unpopular blog if the stats being shown are very low.

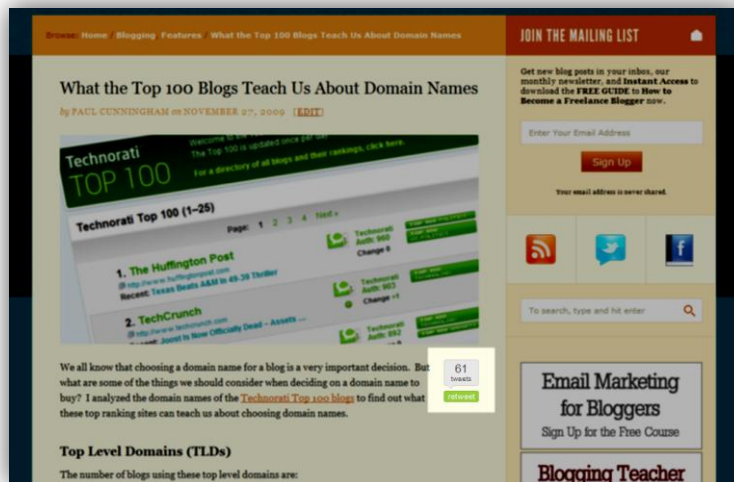
You should always think about the message you are potentially giving to visitors when you display these types of stats on your blog, and whether it is really helping or harming your blog.

EXAMPLES OF TWITTER AND WORDPRESS INTEGRATION

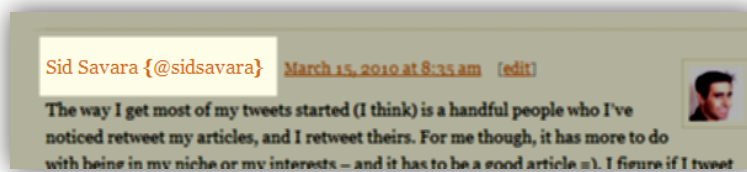
Here are some examples of blogs that have integrated Twitter in different ways.

BloggingTeacher.com

On [Blogging Teacher](#) I use the retweet button on every post in the upper right corner.



I also let commenters add their Twitter ID when leaving comments.



Finally, each new blog post is automatically tweeted when it is published.

TheCreativePenn.com

[Joanna Penn's](#) popular writers blog also uses the retweet button, and displays a badge with the current number of followers to encourage new visitors to follow her.



Joanna also automatically tweets new blog posts as they are published.

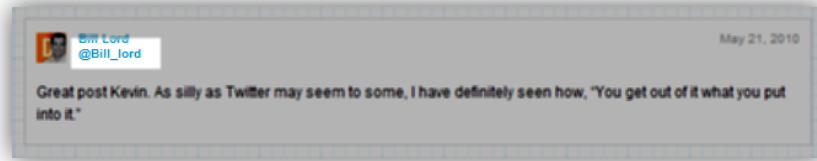
Twitip.com

[Twitip](#) is a blog about Twitter so naturally it integrates Twitter into the design. Twitip uses the compact version of the retweet button on each post.



How to Make Your Twitter Account and WordPress Blog Work Together

Commenters can also add their Twitter ID when leaving comments.



As you can see in these examples just a few simple changes are all it takes to integrate Twitter with a WordPress blog and get a good result out of it.

Not all integration options will be suitable for every blog though, so make sure that you test each one to make sure that you are satisfied with the way it looks and performs.

HOW TO GET HELP IF YOU'RE STILL STUCK

If you're still having trouble with any of the steps in this guide then I can help.

Who Am I?

I'm Paul Cunningham, a blogger, web developer and WordPress enthusiast.

I offer Twitter and WordPress integration as one of my services, but if you send me your receipt for purchasing this guide I will subtract what you paid from the normal service fee and do the work for you.



Get in touch using the contact form at <http://www.bloggingteacher.com/contact>.